



Feedback Analysis Report

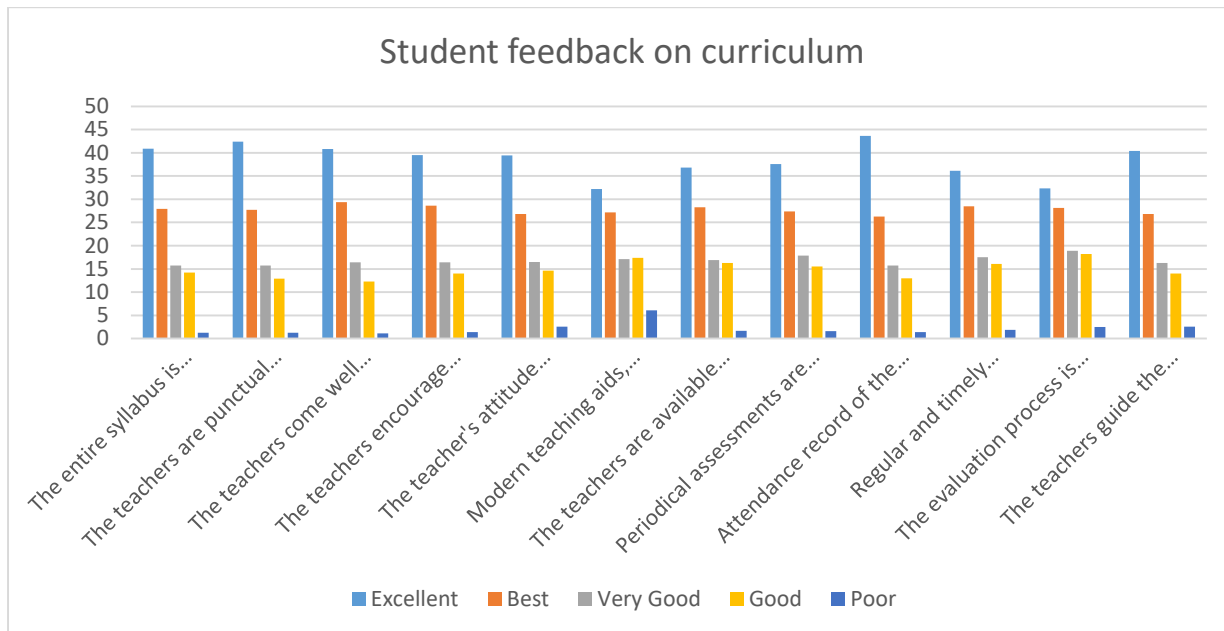
Student feedback on Curriculum

Academic Year:2019-20

Student feedback :

The college is affiliated to the Savitribai Phule Pune University, Pune curriculum. Still online feedback on curriculum is taken by the respective subject teachers regarding suggestions on improvement of the syllabus. we have received students feedback on the curriculum and analyzed.

Q.no	Curriculum Evaluation points	Responses in percentage				
		Excellent	Best	Very Good	Good	Poor
1.	The entire syllabus is completed in time	40.9	27.9	15.7	14.2	1.3
2.	The teachers are punctual and regulate in taking lectures and practicals	42.4	27.7	15.7	12.9	1.3
3.	The teachers come well prepared for the class	40.8	29.4	16.4	12.3	1.1
4.	The teachers encourage participation and discussion in class	39.5	28.6	16.4	14.0	1.4
5.	The teacher's attitude towards the students is friendly & helpful	39.4	26.8	16.5	14.6	2.6
6.	Modern teaching aids, power point presentations, web-resources, etc. are used by the teachers while teaching	32.2	27.2	17.1	17.4	6.1
7.	The teachers are available and accessible in the Department after lecture timings	36.8	28.3	16.9	16.3	1.7
8.	Periodical assessments are conducted as per schedule	37.6	27.4	17.9	15.5	1.6
9.	Attendance record of the students is maintained by the teachers	43.6	26.3	15.7	13.0	1.4
10.	Regular and timely feedback is given on our performance	36.1	28.5	17.5	16.1	1.9
11.	The evaluation process is fair and unbiased	32.3	28.1	18.9	18.2	2.5
12.	The teachers guide the students for overall personality development of the students	40.4	26.8	16.3	14.0	2.6



Feedback Analysis Report: Student Feedback on Curriculum

Academic Year: 2019-20

Overview

The college is affiliated with the Savitribai Phule Pune University, Pune curriculum. Each academic year, we collect student feedback on the curriculum to evaluate its effectiveness and identify areas for improvement. This report summarizes the analysis of student feedback for the academic year 2019-20.

Feedback Structure

Students were asked to evaluate different aspects of the curriculum and teaching on a scale from Excellent to Poor. The feedback points cover topics such as syllabus completion, teacher punctuality, teaching quality, and accessibility.

Key Findings

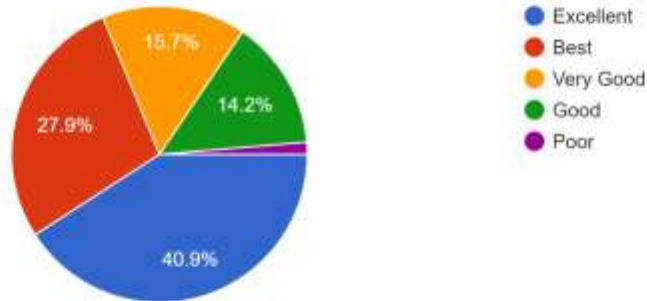
The feedback results for the academic year 2019-20 indicate generally positive responses from students. Here's an analysis of each question based on the responses in percentage:

1. Syllabus Completion:



1. The entire syllabus is completed in time

3,626 responses

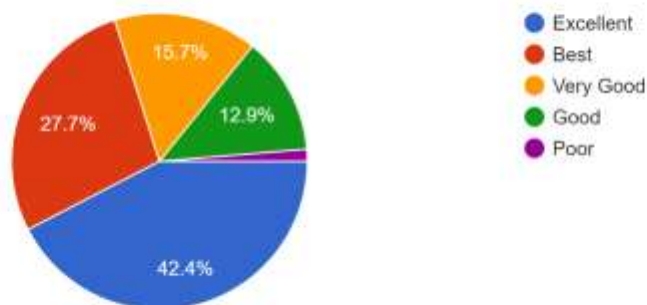


- 98.8% of students rated syllabus completion from "Good" to "Excellent," indicating a high level of satisfaction with the curriculum pacing.
- However, 1.3% rated it "Poor," suggesting room for improvement in timely syllabus completion.

2. Teacher Punctuality:

2. The teachers are punctual and regulate in taking lectures and practicals

3,626 responses



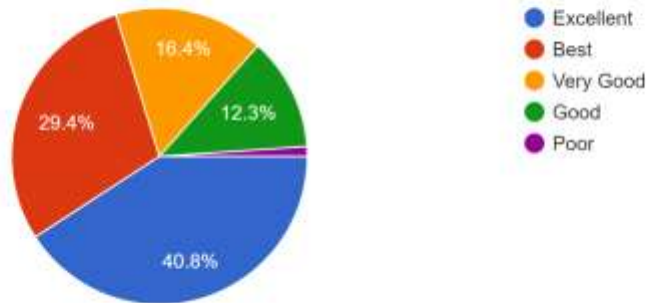
- The majority (98.7%) found teachers punctual and regular, suggesting a high level of consistency in teaching schedules.



3. Teacher Preparation:

3. The teachers come well prepared for the class

3,626 responses

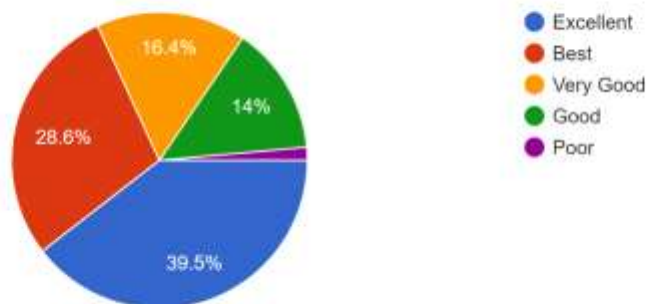


- 98.9% of students rated the teachers' preparation from "Good" to "Excellent," with only 1.1% rating it "Poor."
- This reflects a positive perception of the teachers' readiness for classes.

4. Class Participation and Discussion:

4. The teachers encourage participation and discussion in class

3,626 responses



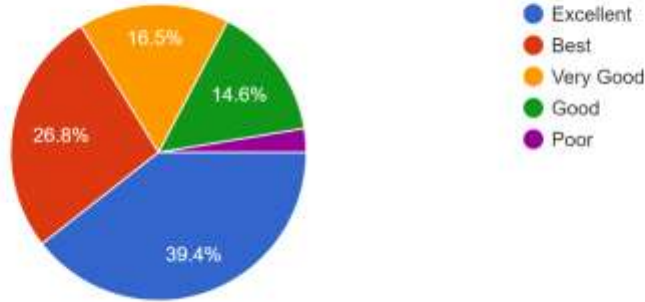
- About 98.6% of students rated this aspect as "Good" to "Excellent," indicating that teachers encourage active participation in class.



5. Teacher Attitude:

5. The teacher's attitude towards the students is friendly & helpful

3,626 responses

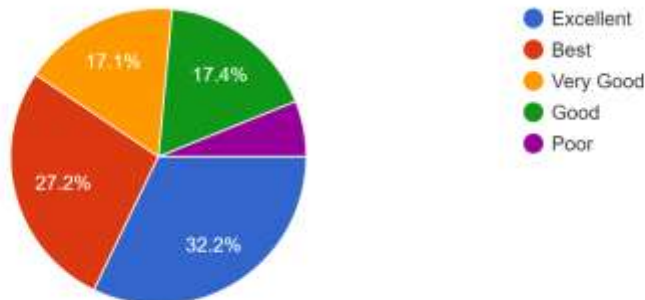


- A high percentage of students (97.4%) rated teachers as friendly and helpful, suggesting a supportive environment.

6. Use of Modern Teaching Aids:

6. Modern teaching aids, power point presentations, web-resources, etc. are used by the teachers while teaching

3,626 responses

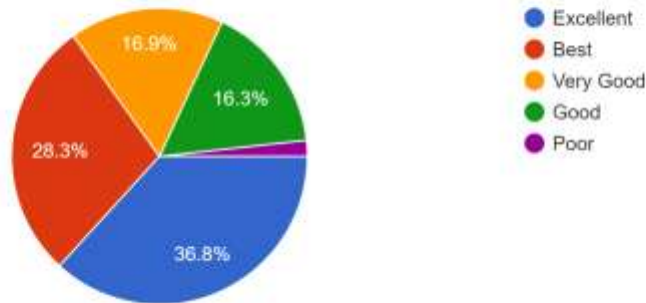


- 93.9% of students appreciated the use of modern teaching aids like PowerPoint presentations and web resources.



7. Teacher Accessibility:

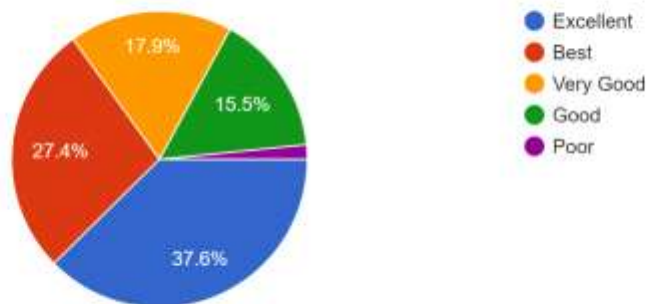
7. The teachers are available and accessible in the Department after lecture timings
3,626 responses



- Although most responses were positive, 1.7% of students found teachers less accessible outside of lecture times, indicating a need for more availability.

8. Periodical Assessments:

8. Periodical assessments are conducted as per schedule
3,626 responses



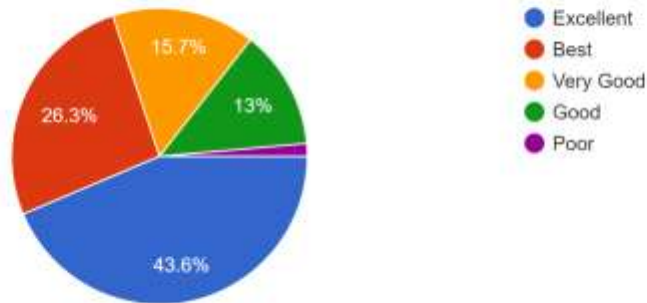
- 98.4% of students felt that periodical assessments were conducted as per schedule, indicating a fair level of adherence to academic timelines.



9. Attendance Records:

9. Attendance record of the students is maintained by the teachers

3,626 responses

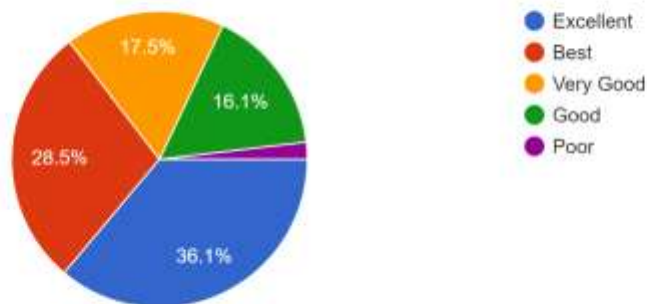


- 98.6% of students believed that teachers maintained attendance records properly.

10. Timely Feedback on Performance:

10. Regular and timely feedback is given on our performance

3,626 responses



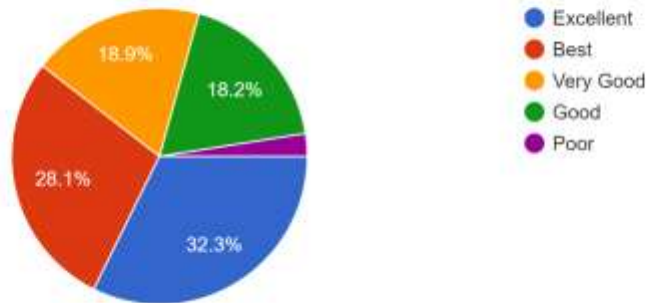
- While most responses were positive, 1.9% rated feedback as "Poor," indicating a need for more regular feedback.



11. Fair and Unbiased Evaluation:

11. The evaluation process is fair and unbiased

3,626 responses

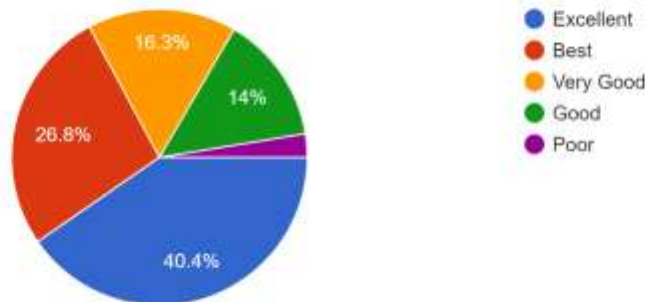


- Overall, 75.0% found the evaluation process fair and unbiased.

12. Personality Development Guidance:

12. The teachers guide the students for overall personality development of the students

3,626 responses



- This area had slightly lower scores, with 40.4% rating it as "Excellent," indicating room for more focus on personality development.

13. Preferred Examination Mode:

- An overwhelming 72.6% of students preferred a specific mode of examination, suggesting a clear consensus on examination preferences.

Conclusion

The feedback analysis for the academic year 2020-21 shows a generally positive perception of the curriculum and teaching quality. However, there are areas for improvement, such as teacher accessibility, timely feedback on performance, and focus on personality development.



Maratha Vidya Prasarak Samaj's

KRT Arts, BH Commerce and AM Science (K.T.H.M.) College, Nashik 422002

Office: 0253-2571376 Email: iqac@kthmcollege.ac.in

College with Potential for Excellence (CPE) status by UGC, Best College Awarded by SPPU in 2004 & 2017, Reaccredited by NAAC with "A++" Grade (CGPA- 3.79), Recipient of UGC STRIDE Scheme and UGC-PARAMARSH Scheme, DST-FIST Sponsored, DBT STAR College Status



These insights will guide future curriculum enhancements and teaching practices to meet student expectations better.

Co-ordinator

Internal Quality Assurance Cell (IQAC),
KRT Arts, BH Commerce &
AM Science (KTHM) College, Nashik:- 2.



PRINCIPAL

K.R.T. Arts, B.H. Commerce &
A.M. Science College, Nashik-2