



Feedback Analysis Report

Student feedback on Teacher Assessment and Curriculum Academic Year: 2021-22

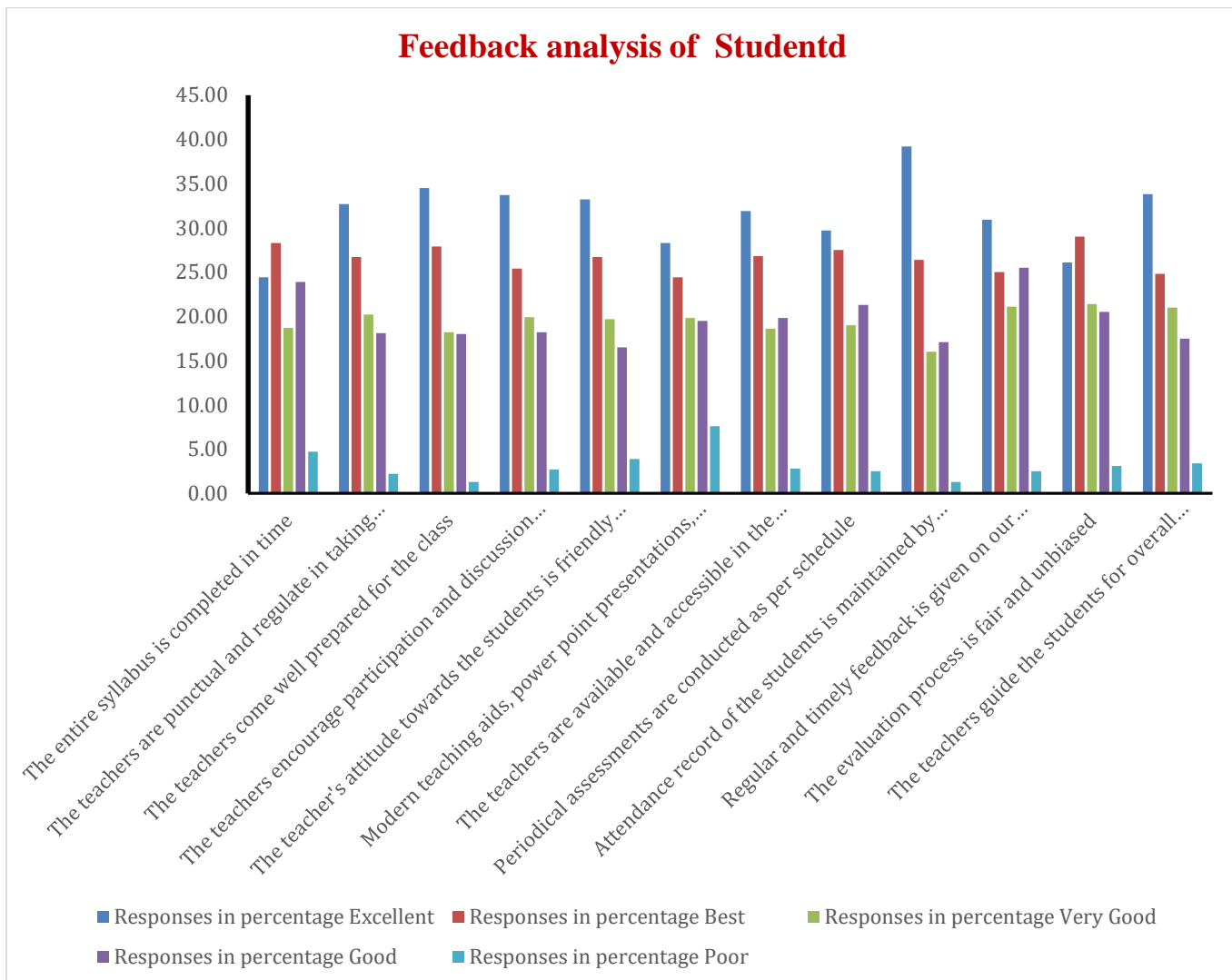
Student feedback:

The college is affiliated to the Savitribai Phule Pune University, Pune curriculum. Still online feedback on teacher assessment is taken by the respective subject teachers regarding suggestions on improvement of the syllabus. We have received student's feedback on the curriculum and analyzed.

Q.no	Curriculum Evaluation points	Responses in percentage				
		Excellent	Best	Very Good	Good	Poor
1	The entire syllabus is completed in time	24.40	28.30	18.70	23.90	4.70
2	The teachers are punctual and regulate in taking lectures and practicals	32.70	26.70	20.20	18.10	2.20
3	The teachers come well prepared for the class	34.50	27.90	18.20	18.00	1.30
4	The teachers encourage participation and discussion in class	33.70	25.40	19.90	18.20	2.70
5	The teacher's attitude towards the students is friendly & helpful	33.20	26.70	19.70	16.50	3.90
6	Modern teaching aids, power point presentations, web-resources, etc. are used by the teachers while teaching	28.30	24.40	19.80	19.50	7.60
7	The teachers are available and accessible in the Department after lecture timings	31.90	26.80	18.60	19.80	2.80
8	Periodical assessments are conducted as per schedule	29.70	27.50	19.00	21.30	2.50
9	Attendance record of the students is maintained by the teachers	39.20	26.40	16.00	17.10	1.30
10	Regular and timely feedback is given on our performance	30.90	25.00	21.10	25.50	2.50
11	The evaluation process is fair and unbiased	26.10	29.00	21.40	20.50	3.10



12	The teachers guide the students for overall personality development of the students	33.80	24.80	21.00	17.50	3.40
13	Which mode of examination do you prefer?	44.00	56.00	0.00	0.00	0.00



Feedback Analysis Report: Student Feedback on Curriculum

The college, affiliated with the Savitribai Phule Pune University, Pune curriculum, collected student feedback on curriculum and teacher performance. The following report analyses the feedback received from students, highlighting areas of strength and areas for improvement.

Overview of Student Feedback

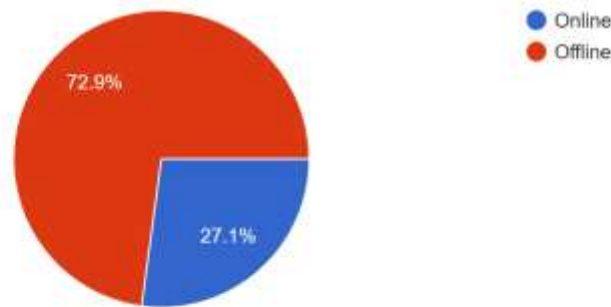


The feedback was collected through an online survey. The survey included questions about curriculum completion, teaching methods, teacher attitudes, assessment practices, and overall student satisfaction.

Key Findings from the Feedback

Which Teaching method do you prefer?

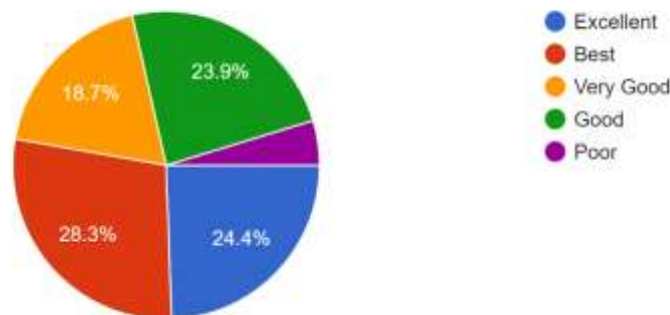
1,043 responses



1. Completion of Syllabus:

1. The entire syllabus is completed in time

1,043 responses



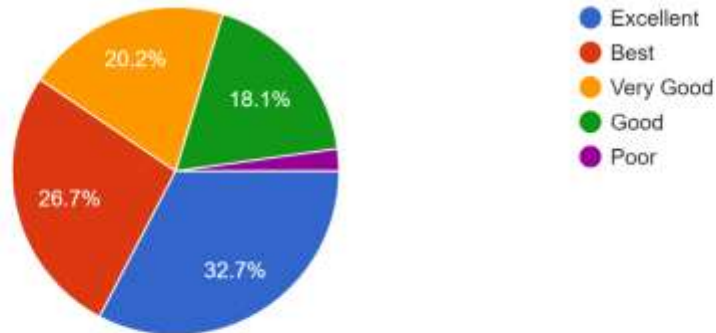
A significant proportion of students (24.40% Excellent, 28.30% Best) indicated that the syllabus was completed in time. However, there is a notable percentage (23.90% Good, 4.70% Poor) who experienced delays in syllabus completion.



2. Teacher Punctuality and Regularity:

2. The teachers are punctual and regulate in taking lectures and practicals

1,043 responses

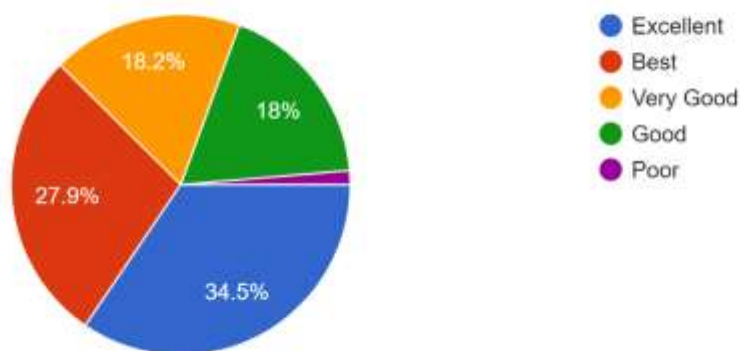


A majority of students (32.70% Excellent, 26.70% Best) felt that teachers were punctual and regular in taking lectures and practicals. However, a smaller portion (18.10% Good, 2.20% Poor) observed inconsistency in this aspect.

3. Teacher Preparation for Classes:

3. The teachers come well prepared for the class

1,043 responses



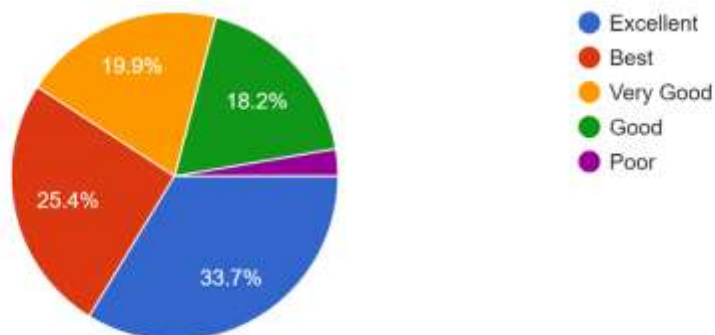
Many students (34.50% Excellent, 27.90% Best) noted that teachers come well-prepared for classes, but there is room for improvement (18.00% Good, 1.30% Poor).

4. Class Participation and Discussion:



4. The teachers encourage participation and discussion in class

1,043 responses

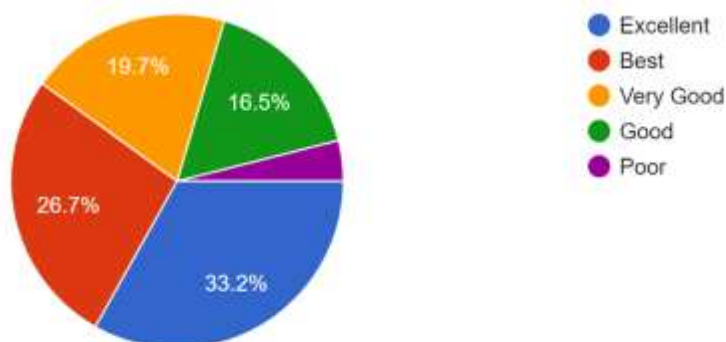


A substantial number of students (33.70% Excellent, 25.40% Best) acknowledged that teachers encourage participation and discussion in class, but a small percentage (18.20% Good, 2.70% Poor) felt less encouraged.

5. Teacher's Attitude Towards Students:

5. The teacher's attitude towards the students is friendly & helpful

1,043 responses



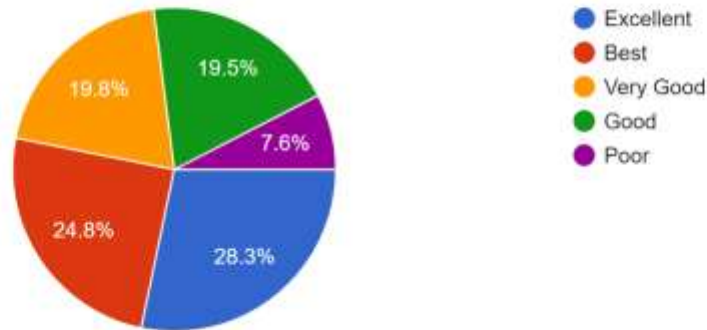
Most students found teachers to be friendly and helpful (33.20% Excellent, 26.70% Best). However, some reported less favourable experiences (16.50% Good, 3.90% Poor).

6. Use of Modern Teaching Aids:



6. Modern teaching aids, power point presentations, web-resources, etc. are used by the teachers while teaching

1,043 responses

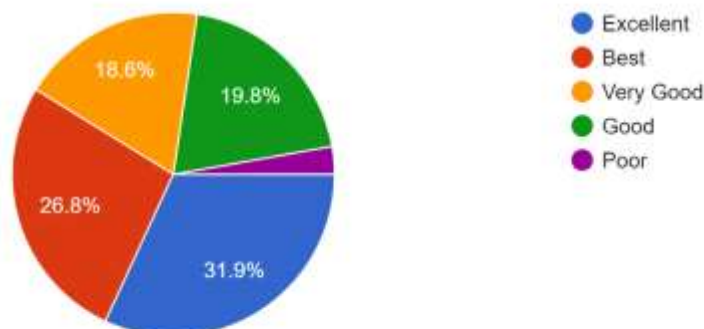


While a good proportion of students (28.30% Excellent, 24.40% Best) indicated that teachers use modern teaching aids, there's a considerable number (19.50% Good, 7.60% Poor) who experienced less use of such tools.

7. Availability of Teachers after Lecture Timings

7. The teachers are available and accessible in the Department after lecture timings

1,043 responses



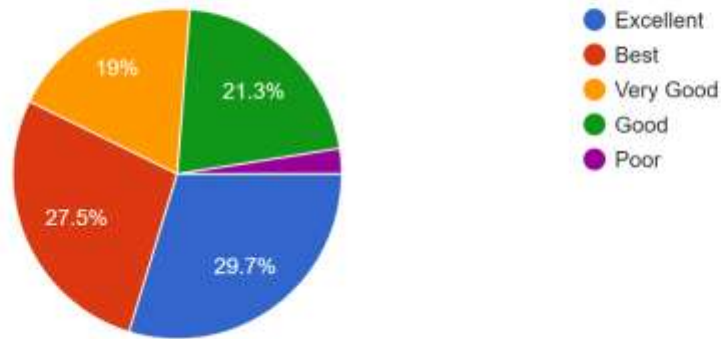
Many students (31.90% Excellent, 26.80% Best) found teachers accessible after lecture timings, but a smaller portion (19.80% Good, 2.80% Poor) faced accessibility issues.

8. Periodical Assessments:



8. Periodical assessments are conducted as per schedule

1,043 responses

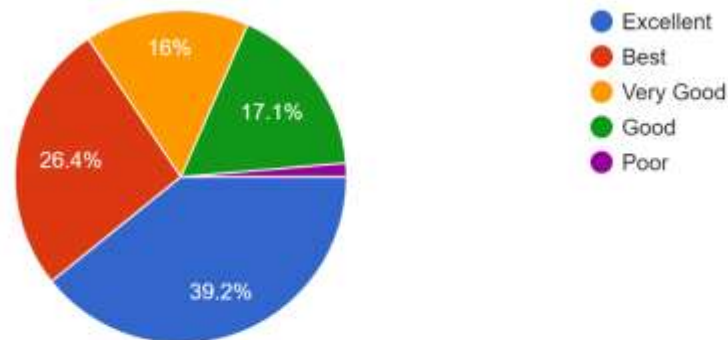


Periodical assessments were generally conducted as per schedule, with 29.70% of students rating this aspect as Excellent, but some noted inconsistencies (21.30% Good, 2.50% Poor).

9. Attendance Record:

9. Attendance record of the students is maintained by the teachers

1,043 responses



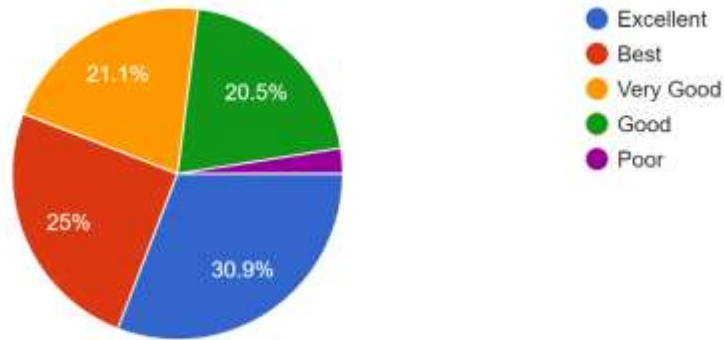
A majority of students (39.20% Excellent) reported that teachers maintain attendance records accurately, with only a few exceptions (17.10% Good, 1.30% Poor).

10. Feedback on Performance:



10. Regular and timely feedback is given on our performance

1,043 responses

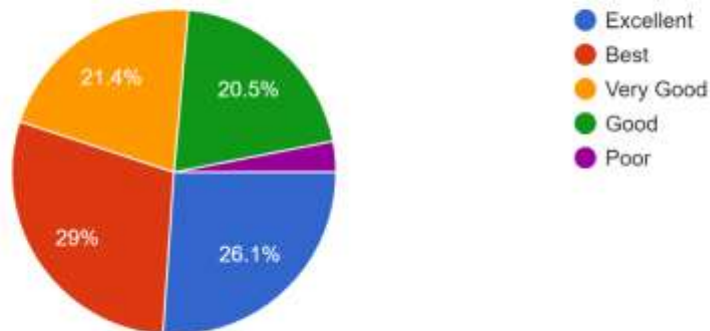


Feedback on performance was generally timely (30.90% Excellent), but some students felt that feedback could be more regular (25.50% Good, 2.50% Poor).

11. Fairness and Unbiased Evaluation:

11. The evaluation process is fair and unbiased

1,043 responses



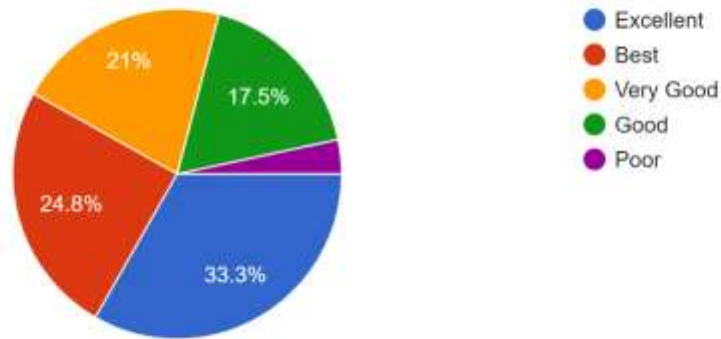
The majority of students found the evaluation process fair (26.10% Excellent), though a smaller portion noted concerns about fairness (20.50% Good, 3.10% Poor).

12. Personality Development



12. The teachers guide the students for overall personality development of the students

1,043 responses

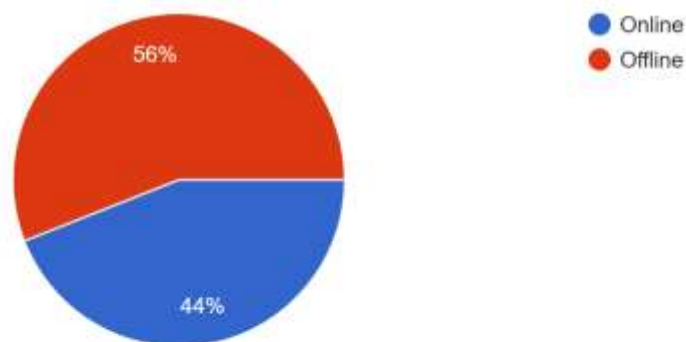


Teachers generally guided students towards overall personality development (33.80% Excellent), but there's room for improvement (17.50% Good, 3.40% Poor).

13. Preferred Mode of Examination:

13. Which mode of examination do you prefer?

1,040 responses



Students expressed a clear preference for certain examination modes, with 44.00% indicating their preferred mode and 56.00% preferring other modes.



Recommendations for Improvement

Based on the analysis, the following recommendations are made to enhance the student experience:

1. Ensure Timely Completion of Syllabus:

- Efforts should be made to ensure that the syllabus is completed on time for all classes.

2. Enhance Teacher Punctuality and Preparation:

- Reinforce the importance of punctuality and preparation among teachers to maintain consistency.

3. Increase Use of Modern Teaching Aids:

- Encourage the use of technology and modern teaching aids to make learning more engaging and effective.

4. Improve Teacher-Student Communication:

- Foster a more open and friendly environment to encourage participation and feedback from students.

5. Strengthen Fairness in Evaluation:

- Ensure that evaluation processes are transparent, fair, and unbiased to maintain student trust.

By implementing these recommendations, the college can work towards creating a more conducive learning environment that addresses the feedback received from students.

Co-ordinator

Internal Quality Assurance Cell (IQAC);
KRT Arts, BH Commerce &
AM Science (KTHM) College, Nashik:- 2.



PRINCIPAL

K.R.T. Arts, B.H. Commerce &
A.M. Science College, Nashik-2