



# Feedback Analysis Report

## Student feedback on curriculum

**Academic Year: 2022-23**

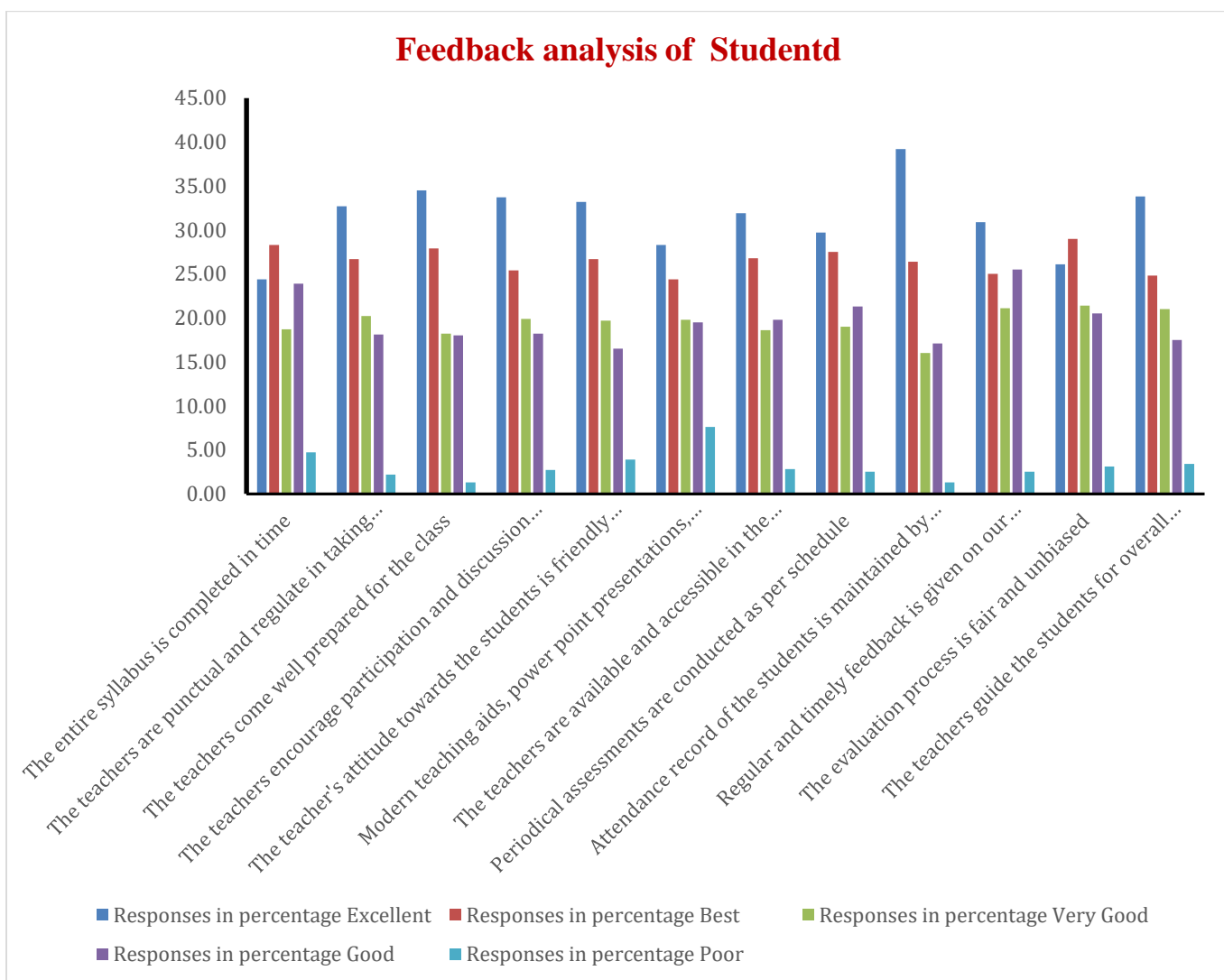
### Student feedback:

The college is affiliated to the Savitribai Phule Pune University, Pune curriculum. Still online feedback on teacher assessment is taken by the respective subject teachers regarding suggestions on improvement of the syllabus. We have received student's feedback on the curriculum and analyzed.

Q.no	Curriculum Evaluation points	Responses in percentage				
		Excellent	Best	Very Good	Good	Poor
1	How regular is your teacher in the class?	56.7	22.9	11.5	7.4	1.6
2	How thorough is your teacher with the concepts and topics of this paper?	44.9	28.0	15.1	9.3	2.6
3	Is the teacher able to maintain discipline in the class?	44.8	26.6	16.5	9.7	2.3
4	How knowledgeable is your teacher in general?	47.0	25.9	15.4	9.3	2.4
5	How well does the teacher communicate in the class?	43.4	26	16.6	11	3.0
6	How well does the teacher communicate in the class?	42.7	27.7	16.1	11	2.5
7	The teacher provides additional material apart from the textbook	39.4	26.0	17.6	12.7	4.3
8	The teacher shows respect towards students and encourages class participation	41.9	26.5	17.4	11.1	3.1
9	The teacher makes best use of multimedia tools for effective teaching	37.4	26.6	18.6	13.1	4.1
10	The teacher is fair in grading	39.7	26.3	17.5	13.4	3.1
11	Having scrutinized the answer scripts, he identifies weaknesses and strengths of students to be used as a basis for future planning	39	26.7	17.7	12.8	3.7
12	The teacher is available during the specified office hours and after class consultations	39.6	27.7	17.8	12	2.9



13	The teacher organizes remedial teaching in order to overcome student weakness.	36.6	27	17.9	14.2	4.3
14	How fair is the internal evaluation system?	38.9	27.5	17.4	13.3	2.9
15	How do you rate the student-teacher relationship as a whole?	41	25.6	17.7	12.3	3.4
16.	What was the attitude of teachers to extra-curricular activities?	40.8	26.3	16.0	12.8	4.1





## Feedback Analysis Report

### Overview

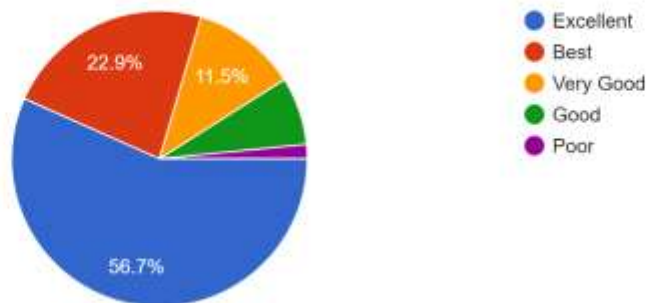
The feedback analysis is based on student responses to a series of questions designed to assess teacher performance and curriculum quality at a college affiliated with the Savitribai Phule Pune University, Pune. The feedback covers a range of topics, including teaching regularity, thoroughness of concepts, communication, classroom discipline, use of multimedia, grading fairness, remedial teaching, and student-teacher relationships. The responses are categorized into five levels: Excellent, Best, Very Good, Good, and Poor.

### Key Findings

- **Teaching Regularity:**

1. How regular is your teacher in the class?

6,253 responses

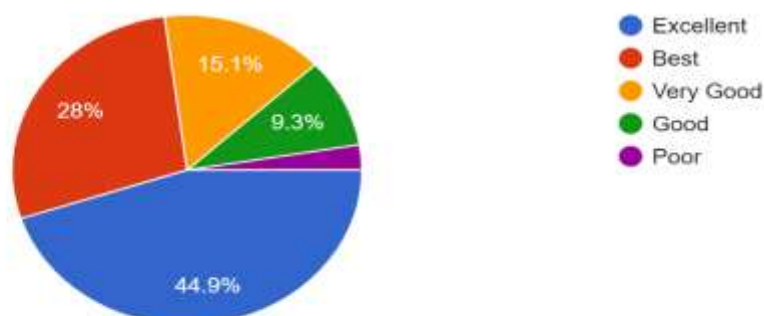


- A majority of students (56.7%) found that their teachers were excellent in maintaining class regularity, with 22.9% rating them as best. Only 1.6% reported that teachers were poor in this aspect.

- **Conceptual Knowledge:**

2. How thorough is your teacher with the concepts and topics of this paper?

6,253 responses



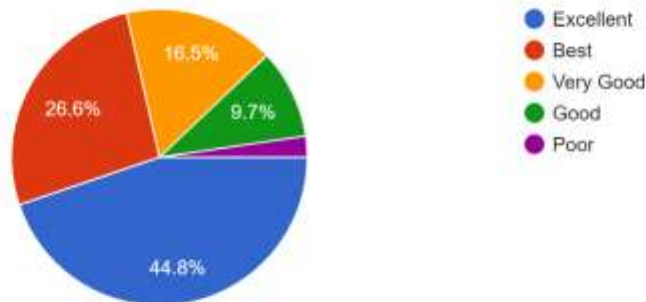


The thoroughness of teachers in concepts and topics received positive feedback, with 44.9% rating them as excellent and 28% as best. Poor ratings were minimal at 2.6%.

- **Classroom Discipline:**

3. Is the teacher able to maintain discipline in the class?

6,253 responses

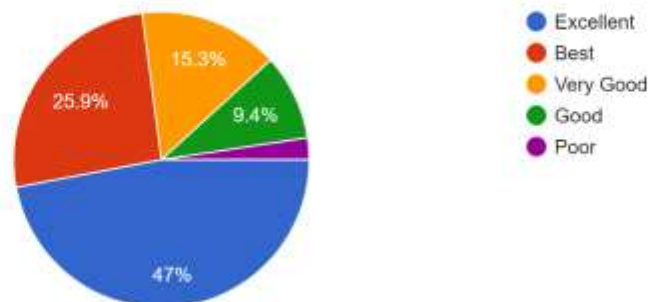


Teachers maintained discipline effectively, with 44.8% of students rating this aspect as excellent. Only 2.3% found this area to be poor.

- **Teacher Knowledge:**

4. How knowledgeable is your teacher in general?

6,253 responses



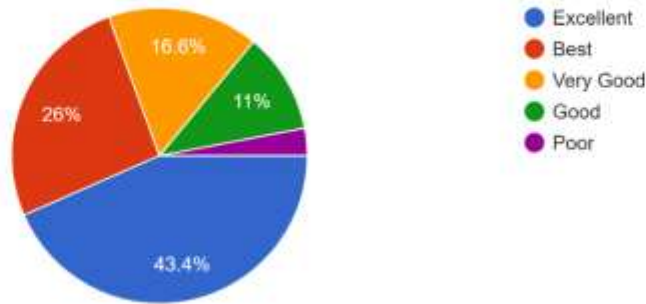
The general knowledge of teachers was rated as excellent by 47% of students, with only a small percentage (2.4%) rating it as poor.



- Communication:**

5. How well does the teacher communicate in the class?

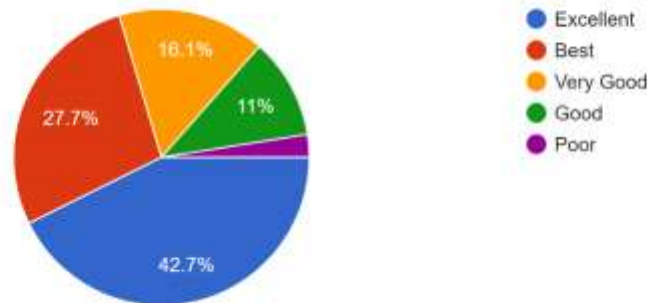
6,253 responses



Communication in class received mixed responses. While 43.4% found it excellent, 3% considered it poor. A similar trend was seen with general communication, with 42.7% rating it excellent.

6. How punctual is the teacher in your class?

6,253 responses

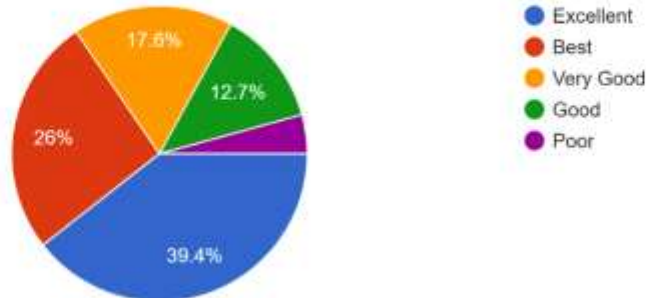


- Additional Material:**



7. The teacher provides additional material apart from the textbook

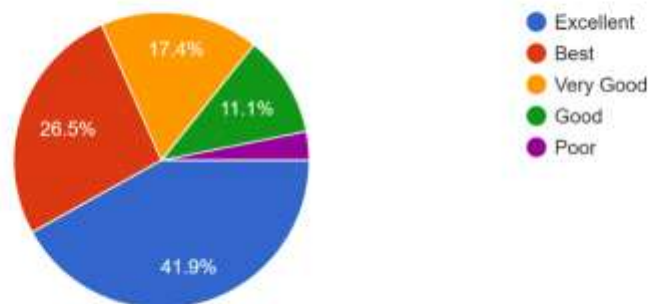
6,253 responses



Teachers' provision of additional material was slightly lower, with 39.4% rating it as excellent and 4.3% rating it as poor.

8. The teacher shows respect towards students and encourages class participation

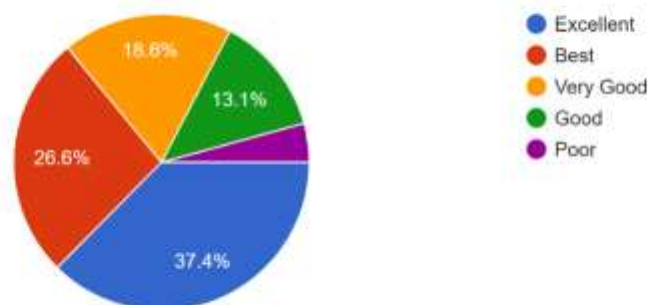
6,253 responses



• Use of Multimedia:

9. The teacher makes best use of multi media tools for effective teaching

6,253 responses

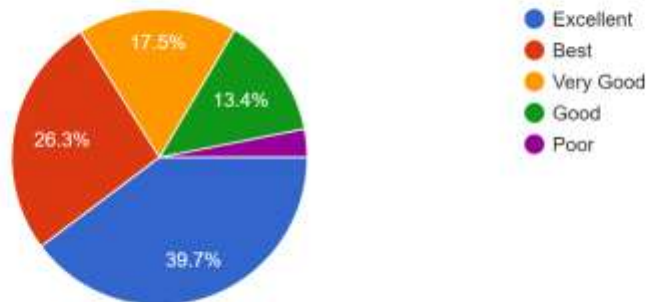




- Teachers' use of multimedia for effective teaching was rated as excellent by 37.4% of students, with 4.1% finding it poor.
- **Fair Grading:**

10. The teacher is fair in grading

6,253 responses

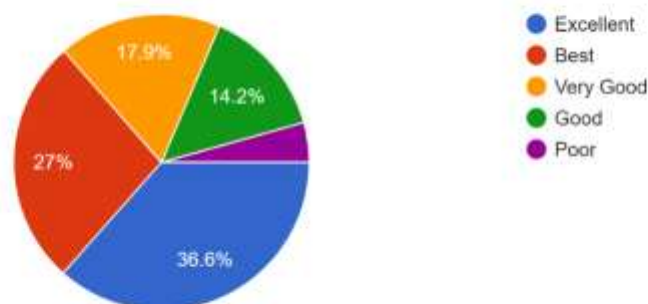


The fairness of grading received positive feedback, with 39.7% rating it as excellent, but 3.1% finding it poor.

- **Remedial Teaching:**

13. The teacher organizes remedial teaching in order to overcome student weakness.

6,253 responses



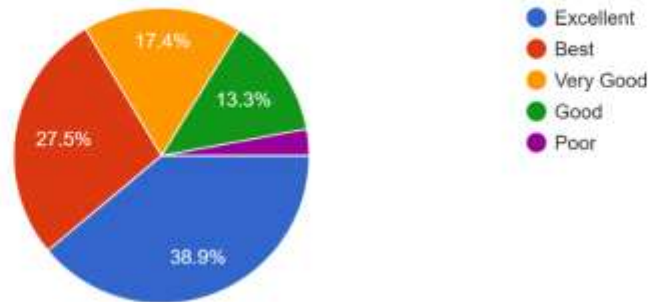
Teachers' efforts in remedial teaching were rated as excellent by 36.6% of students, with 4.3% rating it as poor.



- Internal Evaluation Fairness:**

14. How fair is the internal evaluation system?

6,253 responses

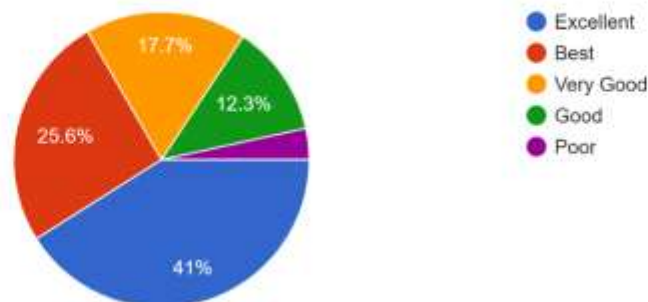


The fairness of the internal evaluation system had similar results to grading, with 38.9% rating it as excellent and 2.9% rating it as poor.

- Student-Teacher Relationship:**

15. How do you rate the student-teacher relationship as a whole?

6,253 responses

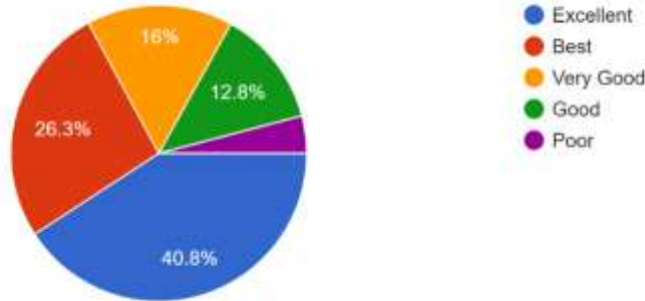


The overall student-teacher relationship was viewed positively, with 41% rating it as excellent and only 3.4% considering it poor.



### 16. What was the attitude of teachers to extra curricular activities?

6,253 responses



#### Areas for Improvement

- **Provision of Additional Material:** Although most students rated teachers positively in this aspect, the percentage of "poor" responses (4.3%) suggests a need for more supplementary material.
- **Remedial Teaching:** The high percentage of "good" responses (14.2%) indicates room for improvement in providing additional support for struggling students.
- **Use of Multimedia:** Given the lower ratings in this area, efforts should be made to enhance the use of technology and multimedia in teaching.

#### Recommendations

- **Enhance Use of Multimedia Tools:** Teachers should be encouraged to utilize a wider range of multimedia tools to engage students and facilitate learning.
- **Provide Additional Material:** Increasing the distribution of supplementary learning resources could address the need for additional support.
- **Focus on Remedial Teaching:** Organizing more remedial sessions could help students with specific weaknesses and improve overall performance.
- **Encourage Communication:** Given the varied feedback on communication, teachers should focus on clear and effective communication to ensure understanding.

#### Conclusion

The feedback analysis suggests that while most students are satisfied with the curriculum and teacher performance, there are certain areas that could be improved. Addressing these areas can lead to better student engagement, improved learning outcomes, and a stronger student-teacher relationship.

**Co-ordinator**  
Internal Quality Assurance Cell (IQAC);  
KRT Arts, BH Commerce &  
AM Science (KTHM) College, Nashik:- 2.



**PRINCIPAL**  
K.R.T. Arts, B.H. Commerce &  
A.M. Science College, Nashik-2