



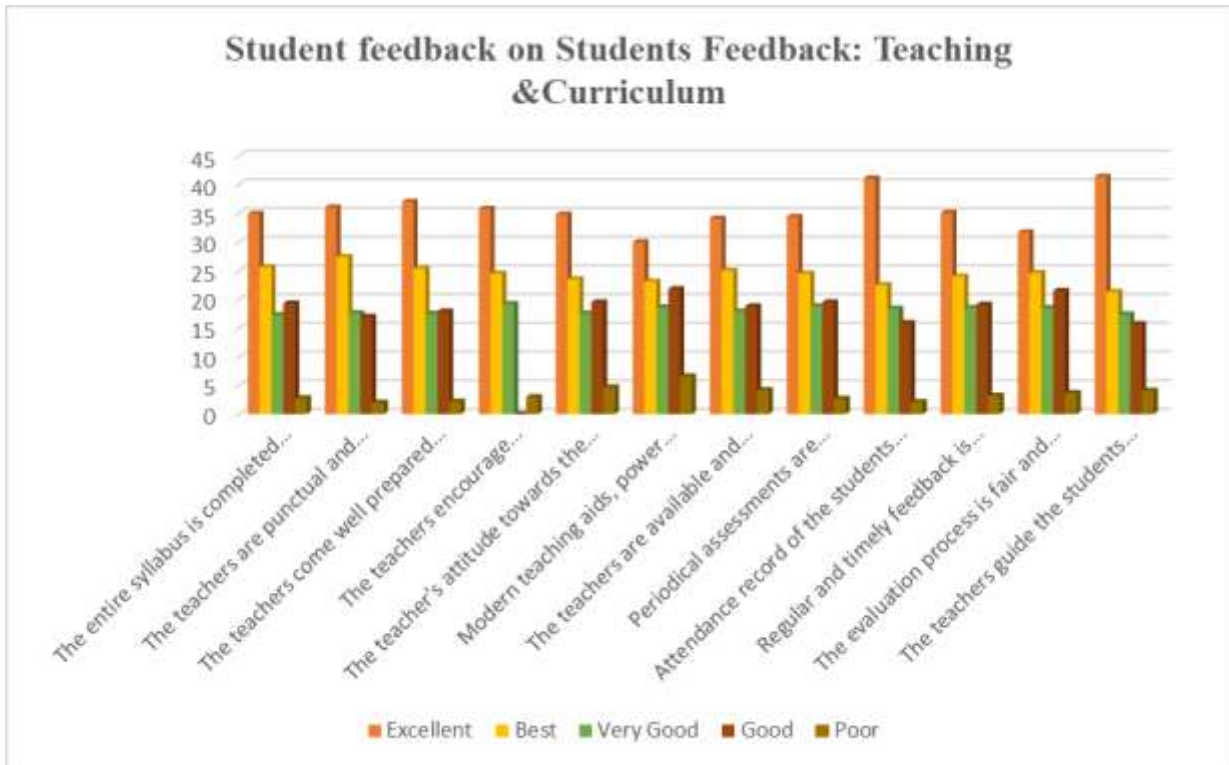
Feedback Analysis Report

Student feedback on Students Feedback: Teaching & Curriculum Academic Year: 2023-24

Student feedback:

This report provides an analysis of student feedback on the curriculum and teaching methodologies for the academic year 2023-24 at our college, which is affiliated with Savitribai Phule Pune University, Pune. The feedback was collected online and analyzed to understand students' perspectives on various aspects of the teaching and curriculum.

Q.no	Curriculum Evaluation points	Responses in percentage				
		Excellent	Best	Very Good	Good	Poor
1	The entire syllabus is completed in time	34.9	25.6	17.3	19.3	2.8
2	The teachers are punctual and regulate in taking lectures and practicals	36.0	27.4	17.6	17.0	2.0
3	The teachers come well prepared for the class	37.0	25.4	17.5	17.9	2.2
4	The teachers encourage participation and discussion in class	35.8	24.5	19.2	17.6	3.0
5	The teacher's attitude towards the students is friendly & helpful	34.8	23.5	17.5	19.5	4.7
6	Modern teaching aids, power point presentations, web-resources, etc. are used by the teachers while teaching	30.0	23.1	18.6	21.8	6.6
7	The teachers are available and accessible in the Department after lecture timings	34.1	25.0	17.9	18.8	4.2
8	Periodical assessments are conducted as per schedule	34.4	24.5	18.8	19.5	2.7
9	Attendance record of the students is maintained by the teachers	41.1	22.5	18.4	15.9	2.1
10	Regular and timely feedback is given on our performance	35.1	24.0	18.5	19.1	3.2
11	The evaluation process is fair and unbiased	31.7	24.6	18.5	21.5	3.7
12	The teachers guide the students for overall personality development of the students	41.4	21.3	17.4	15.7	4.1

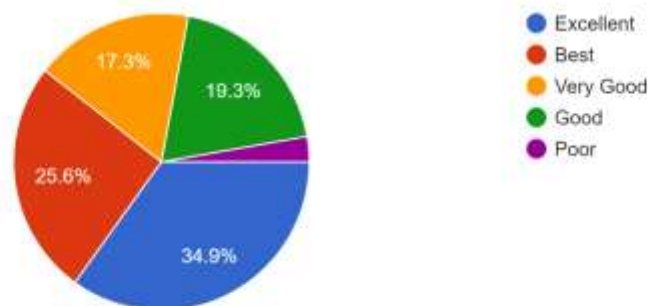


Curriculum Evaluation points

• Syllabus Completion:

1. The entire syllabus is completed in time

2,064 responses



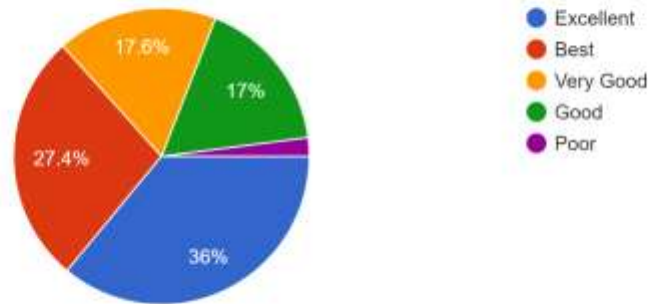
A high percentage of students (60.5%) rated syllabus completion as Excellent or Best, indicating a general satisfaction with timely completion. A small percentage (2.8%) rated it Poor, suggesting some isolated issues.



- Punctuality and Regularity:**

2. The teachers are punctual and regulate in taking lectures and practicals

2,064 responses

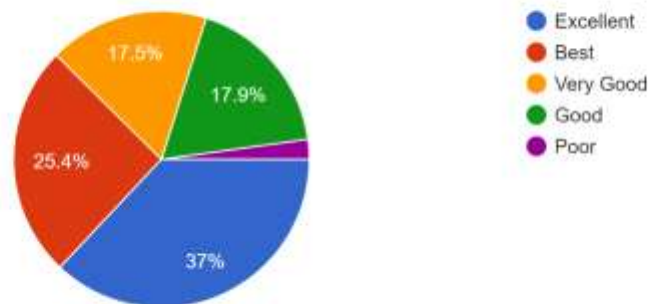


63.4% of students rated the punctuality and regularity of teachers as Excellent or Best, demonstrating strong positive feedback in this area.

- Preparation for Class:**

3. The teachers come well prepared for the class

2,064 responses



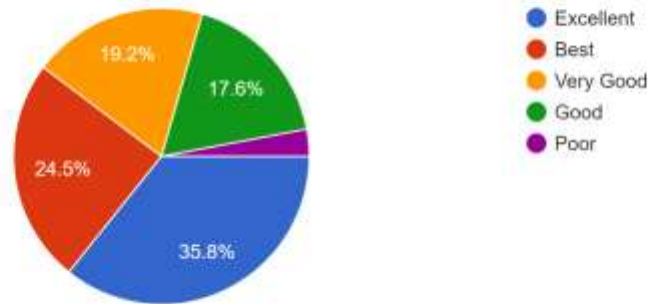
Teachers' preparedness received 62.4% Excellent or Best ratings, showing that students feel teachers are well-prepared.



- Encouraging Participation:**

4. The teachers encourage participation and discussion in class

2,064 responses

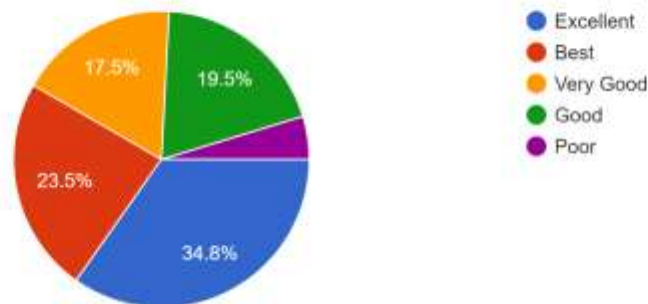


60.3% of students appreciated the encouragement for class participation, although 3.0% felt it was lacking.

- Attitude Towards Students:**

5. The teacher's attitude towards the students is friendly & helpful

2,064 responses



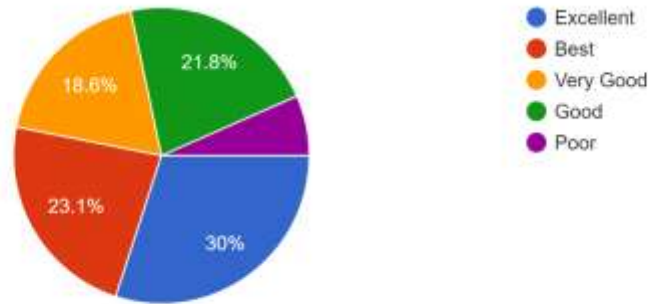
Friendly and helpful attitudes of teachers were acknowledged by 58.3% of students as Excellent or Best. However, 4.7% rated it Poor, indicating room for improvement.



- **Use of Modern Teaching Aids:**

6. Modern teaching aids, power point presentations, web-resources, etc. are used by the teachers while teaching

2,064 responses

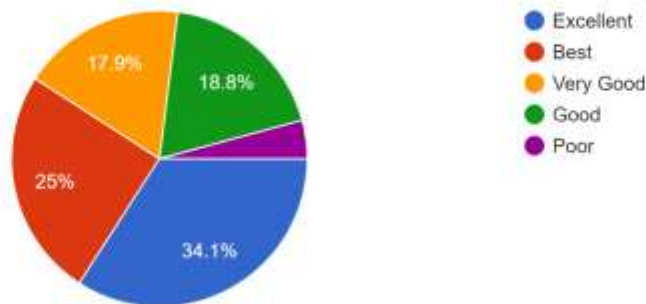


53.1% rated the use of modern teaching aids as Excellent or Best, but a significant 6.6% felt it was Poor, suggesting a need for better integration of technology in teaching.

- **Accessibility of Teachers:**

7. The teachers are available and accessible in the Department after lecture timings

2,064 responses



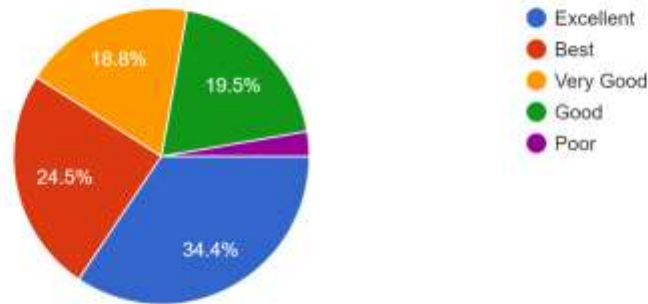
59.1% rated teacher accessibility as Excellent or Best, which is positive, though 4.2% rated it Poor.



- Periodical Assessments:**

8. Periodical assessments are conducted as per schedule

2,064 responses

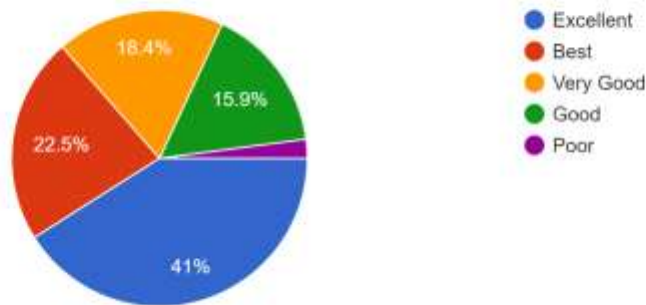


58.9% of students felt assessments were conducted as per schedule, but 2.7% disagreed.

- Attendance Record Maintenance:**

9. Attendance record of the students is maintained by the teachers

2,064 responses



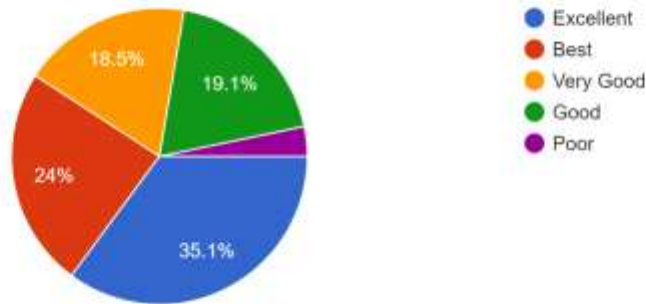
The highest percentage of excellent ratings (41.1%) was for attendance record maintenance, indicating strong performance in this area.



- **Timely Feedback on Performance:**

10. Regular and timely feedback is given on our performance

2,064 responses

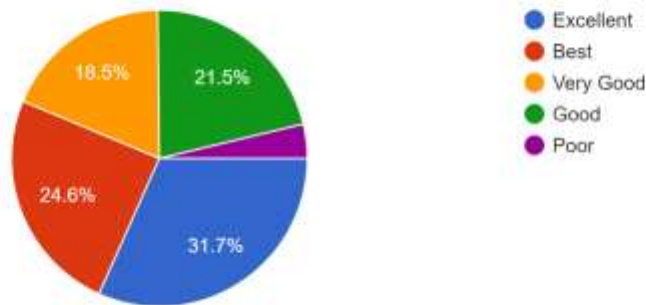


59.1% rated timely feedback as Excellent or Best, showing overall satisfaction.

- **Fair Evaluation Process:**

11. The evaluation process is fair and unbiased

2,064 responses

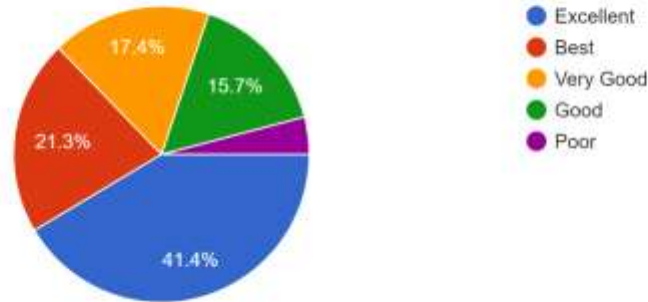


56.3% of students felt the evaluation process was fair, though 3.7% rated it Poor, pointing towards some concerns.



- **Guidance for Personality Development:**

12. The teachers guide the students for overall personality development of the students
2,064 responses



Guidance for personality development received the highest Excellent rating (41.4%), reflecting strong approval, though 4.1% saw it as an area needing improvement.

Conclusion

Overall, the feedback reflects a positive student experience with the teaching and curriculum, with majority ratings in the Excellent and Best categories across most evaluation points. However, there are areas, particularly the use of modern teaching aids and fair evaluation processes, where improvements can be made to enhance student satisfaction further.

Co-ordinator
Internal Quality Assurance Cell (IQAC),
KRT Arts, BH Commerce &
AM Science (KTHM) College, Nashik- 2.



PRINCIPAL
K.R.T. Arts, B.H. Commerce &
A.M. Science College, Nashik-2